

STUDENT SATISFACTION SURVEY (2019-20)

1432

Responses

01:25

Average time to complete

Closed

Status

1. Enter Roll No.

1432

Responses

Latest Responses

"19P31A05B8"

"19P31A05B7"

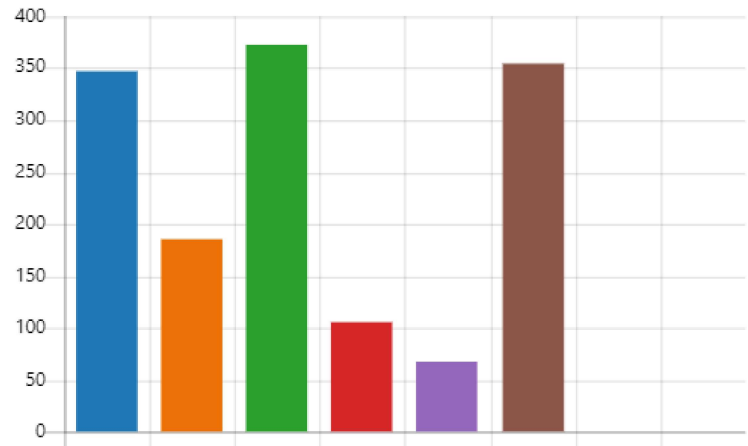
"19P31A05B6"

3 respondents (0%) answered **19P31A0102** for this question.

19P35A0141 **19P35A0143** **19P35A0144** **16P31A0102** **19P35A01**
19P31A0106 **18P35A0125** **19p35a0129** **18P31A0305**
18P31A0320 **19P31A0102** **18P31A0319**
18P31A0309 **19P35A0156** **19P31A0101** **19P35A0136**
19P35A0140 **19P31A0104** **19P35A0138** **19P35A0137**

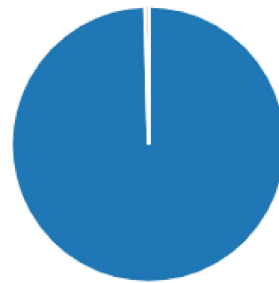
2. Select department:

CIVIL	347
CSE	186
ECE	372
EEE	106
IT	67
MECH	354
MBA	0
MCA	0



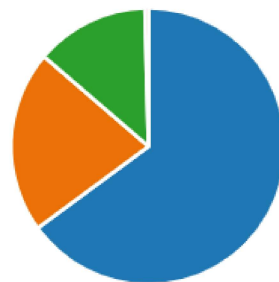
3. Select the Programme you are pursuing

UG (B. Tech.)	1426
PG (M. Tech./ MBA/ MCA)	6



4. How much of the syllabus was covered in the class

85 to 100%	930
70 to 84%	305
55 to 69%	191
30 to 54%	6
Below 30%	0



5. How well did the teachers prepare for the classes?

Thoroughly	707
Satisfactorily	549
Poorly	171
Indifferently	2
Won't teach at all	3



6. How well were the teachers able to communicate?

Always effective	801
Sometimes effective	538
Just satisfactorily	81
Generally ineffective	10
Very poor communication	2



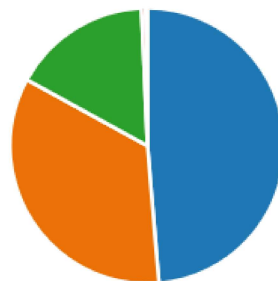
7. The teacher's approach to teaching can best be described as

Excellent	690
Very good	514
Good	222
Fair	4
Poor	2



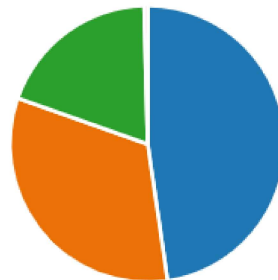
8. Fairness of the internal evaluation process by the teachers.

Always fair	697
Usually fair	491
Sometimes unfair	234
Usually unfair	7
Unfair	3



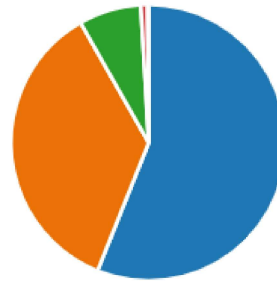
9. Was your performance in assignments discussed with you?

Every time	683
Usually	468
Occasionally/Sometimes	275
Rarely	6
Never	0



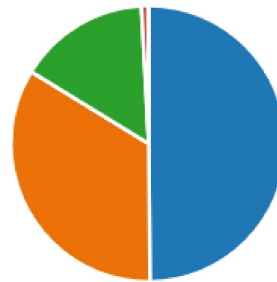
10. The institute takes active interest in promoting internship, student exchange, field visit opportunities for students.

Regularly	803
Often	511
Sometimes	105
Rarely	11
Never	2



11. The teaching and mentoring process in your institution facilitates you in cognitive, social and emotional growth.

Significantly	714
Very well	485
Moderately	221
Marginally	11
Not at all	1



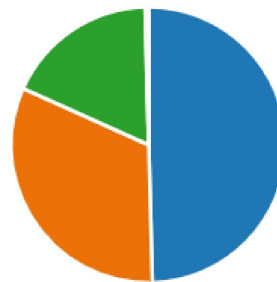
12. The institution provides multiple opportunities to learn and grow.

Strongly agree	712
Agree	485
Neutral	226
Disagree	5
Strongly disagree	4



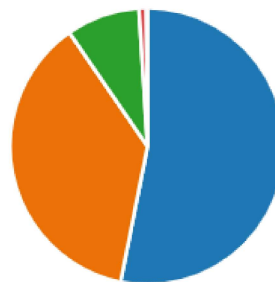
13. Teachers inform you about your expected competencies, course outcomes and programme outcomes.

Every time	710
Usually	460
Occasionally/Sometimes	256
Rarely	5
Never	1



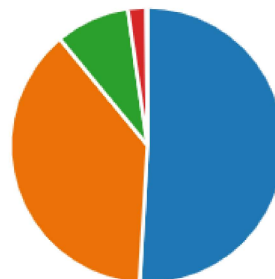
14. Your mentor does a necessary follow-up with an assigned task to you.

● Every time	761
● Usually	533
● Occasionally/Sometimes	124
● Rarely	12
● I don't have a mentor	2



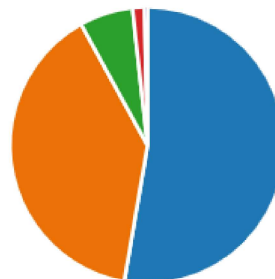
15. The teachers illustrate the concepts through examples and applications.

● Every time	729
● Usually	545
● Occasionally/Sometimes	125
● Rarely	31
● Never	2



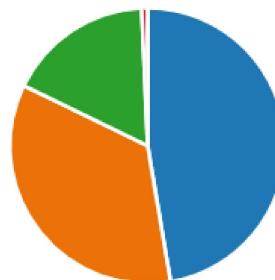
16. The teachers identify your strengths and encourage you with providing right level of challenges.

● Fully	755
● Reasonably	562
● Partially	90
● Slightly	20
● Unable to	5



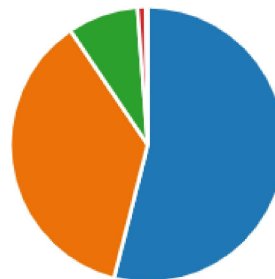
17. Teachers are able to identify your weaknesses and help you to overcome them.

● Every time	678
● Usually	499
● Occasionally/Sometimes	245
● Rarely	10
● Never	0



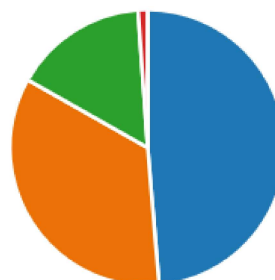
18. The institution makes effort to engage students in the monitoring, review and continuous quality improvement of the teaching learning process.

Strongly agree	773
Agree	523
Neutral	119
Disagree	14
Strongly disagree	3



19. The institute/ teachers use student centric methods, such as experiential learning, participative learning and problem solving methodologies for enhancing learning experiences.

To a great extent	697
Moderate	494
Some what	225
Very little	16
Not at all	0



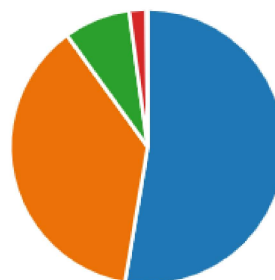
20. Teachers encourage you to participate in extracurricular activities.

Strongly agree	695
Agree	473
Neutral	245
Disagree	9
Strongly disagree	3



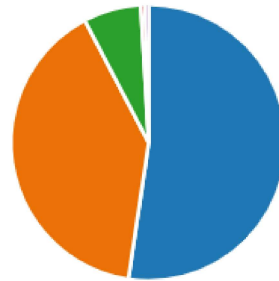
21. Efforts are made by the institute/ teachers to inculcate soft skills, life skills and employability skills to make you ready for the world of work.

To a great extent	754
Moderate	535
Some what	112
Very little	29
Not at all	2



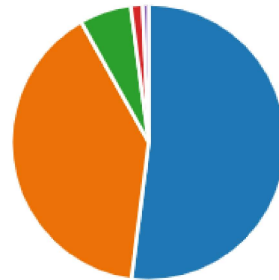
22. What percentage of teachers use ICT tools such as LCD projector, Multimedia, etc. while teaching.

● Above 90%	750
● 70 – 89%	572
● 50 – 69%	97
● 30 – 49%	7
● Below 29%	6



23. The overall quality of teaching-learning process in your institute is very good.

● Strongly agree	745
● Agree	570
● Neutral	87
● Disagree	20
● Strongly disagree	10



24. Give three observation / suggestions to improve the overall teaching – learning experience in your institution.

465
Responses

Latest Responses

"good"

"simple good"

"good"

157 respondents (34%) answered **good** for this question.

