

STUDENT SATISFACTION SURVEY (2020-21)

1144

Responses

22:50

Average time to complete

Closed

Status

1. Enter Roll No.

1144

Responses

Latest Responses

"20P31A0560"

"20P31A0559"

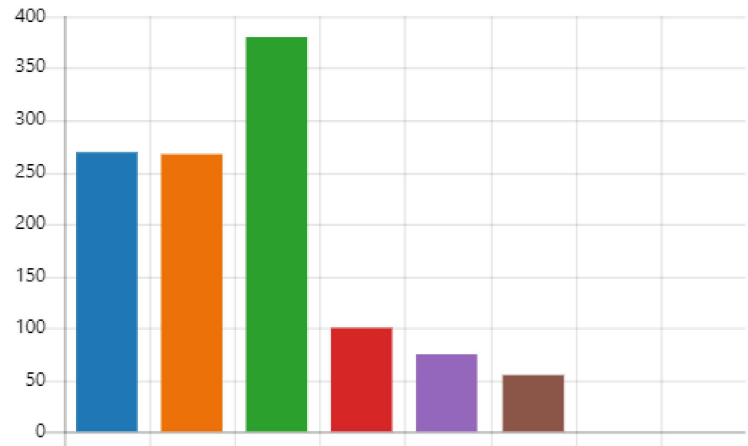
"20P31A0557"

3 respondents (0%) answered **20P31D8706** for this question.

20P31D8711 **18P31A1208** **18P31A0321** **18P31A0344**
20P31D8707 **18P35A0143** **19p35a0179** **18P31A0303**
20P31D8705 **20P31D8706** **18P35A0156** **18P31A1228**
20P31D8710 **17P31A0130** **20P31D8708** **18P31A0345**
18p31a1207 **17P31A0588** **18P31A0568**
strength of students

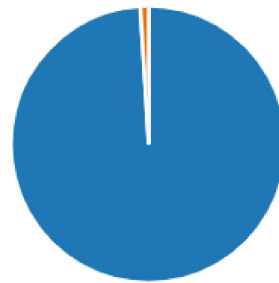
2. Select Department:

CIVIL	269
CSE	267
ECE	380
EEE	100
IT	74
MECH	54
MBA	0
MCA	0



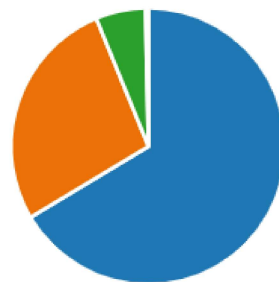
3. Select the Programme you are pursuing.

UG (B. Tech.)	1133
PG (M. Tech./ MBA/ MCA)	11



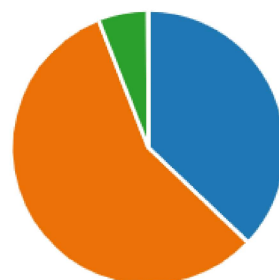
4. How much of the syllabus was covered in the class

85 to 100%	760
70 to 84%	313
55 to 69%	67
30 to 54%	3
Below 30%	1



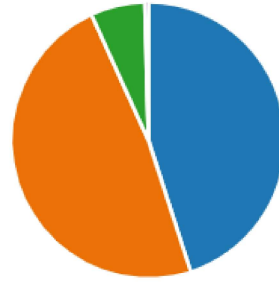
5. How well did the teachers prepare for the classes?

Thoroughly	424
Satisfactorily	652
Poorly	67
Indifferently	1
Won't teach at all	0



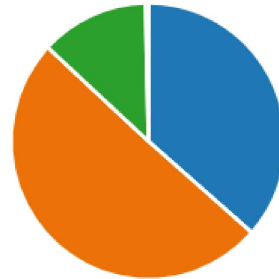
6. How well were the teachers able to communicate?

Always effective	515
Sometimes effective	551
Just satisfactorily	73
Generally ineffective	1
Very poor communication	4



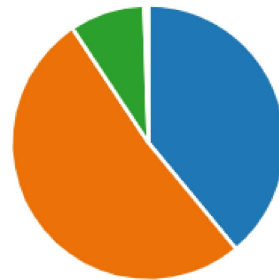
7. The teacher's approach to teaching can best be described as

Excellent	417
Very good	577
Good	146
Fair	4
Poor	0



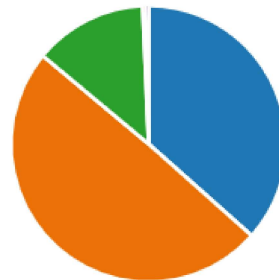
8. Fairness of the internal evaluation process by the teachers.

Always fair	446
Usually fair	591
Sometimes unfair	101
Usually unfair	3
Unfair	3



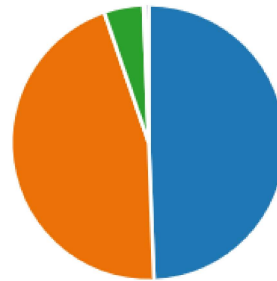
9. Was your performance in assignments discussed with you?

Every time	418
Usually	566
Occasionally/Sometimes	152
Rarely	4
Never	4



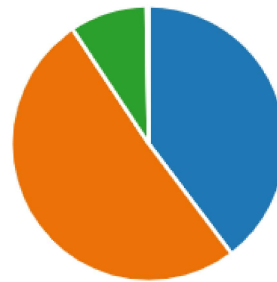
10. The institute takes active interest in promoting internship, student exchange, field visit opportunities for students.

Regularly	565
Often	519
Sometimes	53
Rarely	3
Never	4



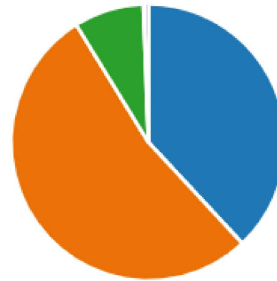
11. The teaching and mentoring process in your institution facilitates you in cognitive, social and emotional growth.

Significantly	454
Very well	583
Moderately	104
Marginally	1
Not at all	2



12. The institution provides multiple opportunities to learn and grow.

Strongly agree	435
Agree	608
Neutral	94
Disagree	2
Strongly disagree	5



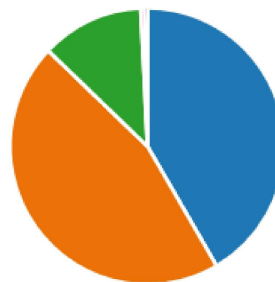
13. Teachers inform you about your expected competencies, course outcomes and programme outcomes.

Every time	430
Usually	557
Occasionally/Sometimes	147
Rarely	6
Never	4



14. Your mentor does a necessary follow-up with an assigned task to you.

● Every time	476
● Usually	521
● Occasionally/Sometimes	138
● Rarely	5
● I don't have a mentor	4



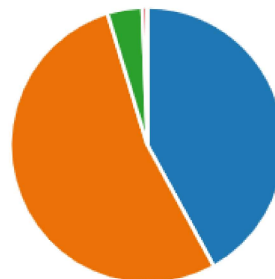
15. The teachers illustrate the concepts through examples and applications.

● Every time	438
● Usually	551
● Occasionally/Sometimes	152
● Rarely	0
● Never	3



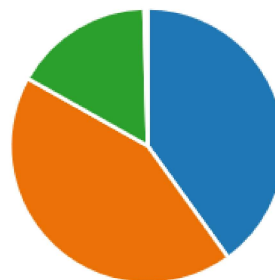
16. The teachers identify your strengths and encourage you with providing right level of challenges.

● Fully	480
● Reasonably	610
● Partially	47
● Slightly	6
● Unable to	1



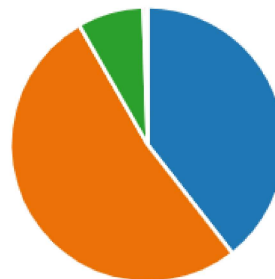
17. Teachers are able to identify your weaknesses and help you to overcome them.

● Every time	458
● Usually	493
● Occasionally/Sometimes	188
● Rarely	3
● Never	2



18. The institution makes effort to engage students in the monitoring, review and continuous quality improvement of the teaching learning process.

Strongly agree	451
Agree	598
Neutral	89
Disagree	4
Strongly disagree	2



19. The institute/ teachers use student centric methods, such as experiential learning, participative learning and problem solving methodologies for enhancing learning experiences.

To a great extent	440
Moderate	561
Some what	139
Very little	1
Not at all	3



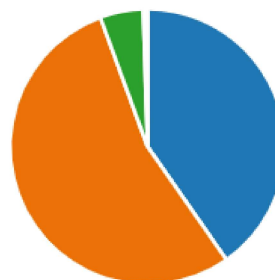
20. Teachers encourage you to participate in extracurricular activities.

Strongly agree	441
Agree	599
Neutral	96
Disagree	1
Strongly disagree	1



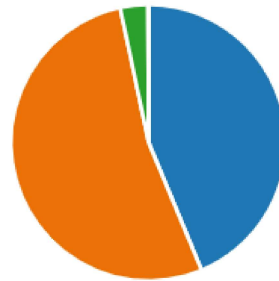
21. Efforts are made by the institute/ teachers to inculcate soft skills, life skills and employability skills to make you ready for the world of work.

To a great extent	461
Moderate	619
Some what	58
Very little	3
Not at all	3



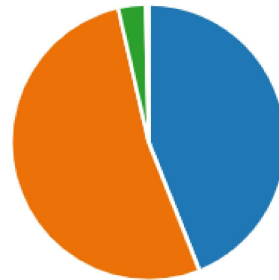
22. What percentage of teachers use ICT tools such as LCD projector, Multimedia, etc. while teaching.

● Above 90%	500
● 70 – 89%	606
● 50 – 69%	37
● 30 – 49%	1
● Below 29%	0



23. The overall quality of teaching-learning process in your institute is very good.

● Strongly agree	503
● Agree	600
● Neutral	37
● Disagree	2
● Strongly disagree	2



24. Give three observation / suggestions to improve the overall teaching – learning experience in your institution.

625
Responses

Latest Responses
 "good all"
 "nice teaching at overall "
 "good teaching"

182 respondents (29%) answered **students** for this question.

